

ALICE IN VERNON PARISH



2023 Point-in-Time Data

Population: 47,764 • **Number of Households:** 17,754

Median Household Income: \$58,281 (state: \$58,229)

Labor Force Participation Rate: 59.6% (state: 59.2%)

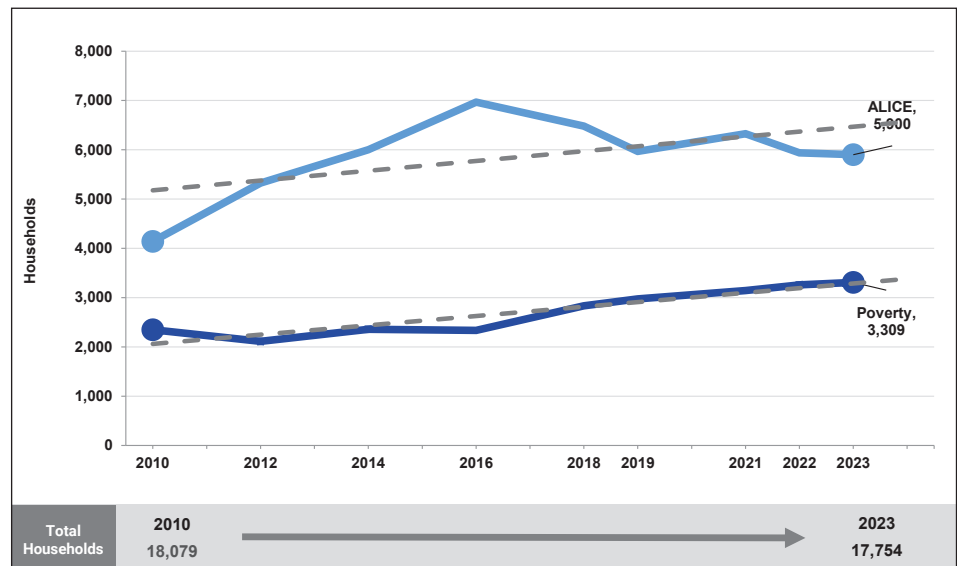
ALICE Households: 33% (state: 30%) • **Households in Poverty:** 19% (state: 19%)

Trends in Financial Hardship

ALICE is an acronym for **A**sset **L**imited, **I**ncome **C**onstrained, **E**mployed – households that earn more than the Federal Poverty Level, but less than the basic cost of living for the county (the ALICE Threshold). Households below the ALICE Threshold – ALICE households plus those in poverty – can't afford the essentials.

Households move below or above the ALICE Threshold as economic factors and circumstances change. The line graph to the right shows the number of ALICE and poverty-level households (solid blue lines), as well as the trend over time (dotted gray lines). **By 2023, 9,209 households (52%) were below the ALICE Threshold in Vernon Parish.**

ALICE and Poverty-Level Households, Vernon Parish, 2010–2023



Note: See an interactive version of this data at UnitedForALICE.org/Louisiana

Sources: ALICE Threshold, 2010–2023; American Community Survey, 2010–2023

The Cost of Basics Outpaces Wages

The Household Survival Budget reflects the minimum cost to live and work in the current economy and includes housing, child care, food, transportation, health care, technology, and taxes. It does not include savings for emergencies or future goals like college or retirement. The Household Survival Budget is calculated at the county level and by household composition, as costs can vary greatly depending on location and household needs.

In 2023, household costs in Vernon Parish were well above the Federal Poverty Level of \$14,580 for a single adult and \$30,000 for a family of four.

To see costs for different household compositions in Vernon Parish, visit UnitedForALICE.org/Household-Budgets/Louisiana

Household Survival Budget, Vernon Parish, 2023

	Single Adult	2 Adults, 1 Infant, 1 Preschooler
Monthly Costs		
Housing	\$798	\$1,057
Child Care	–	\$1,421
Food	\$465	\$1,261
Transportation	\$456	\$983
Health Care	\$186	\$850
Technology	\$86	\$116
Miscellaneous	\$199	\$569
Taxes	\$320	\$625
Monthly Total	\$2,510	\$6,882
ANNUAL TOTAL	\$30,120	\$82,584
Hourly Wage*	\$15.06	\$41.29

**Full-time wage required to support this budget*

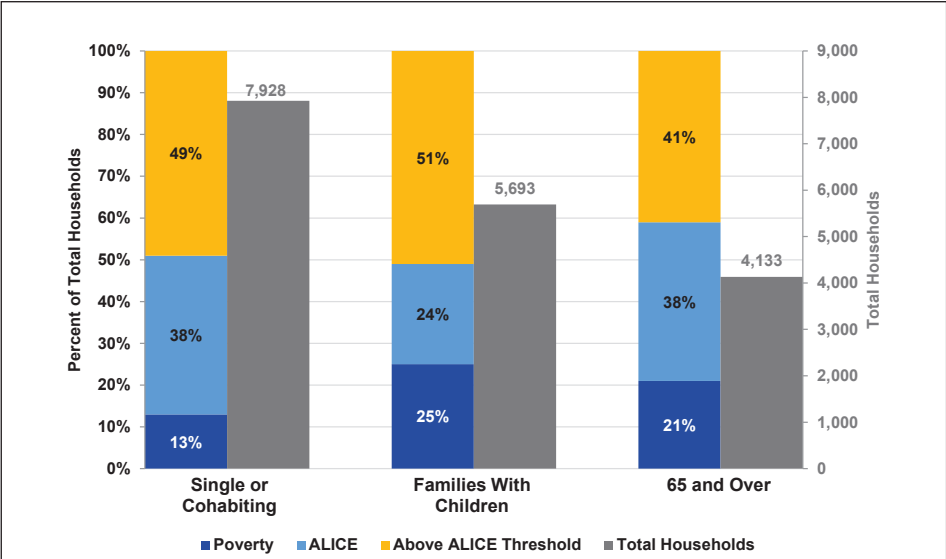
For ALICE Household Survival Budget sources, visit UnitedForALICE.org/Methodology

Financial Hardship is Not Evenly Distributed

The largest demographic groups in the county also tend to have the largest number of households below the ALICE Threshold. However, when looking at the percentage of each group that is below the Threshold, some groups face higher rates of hardship.

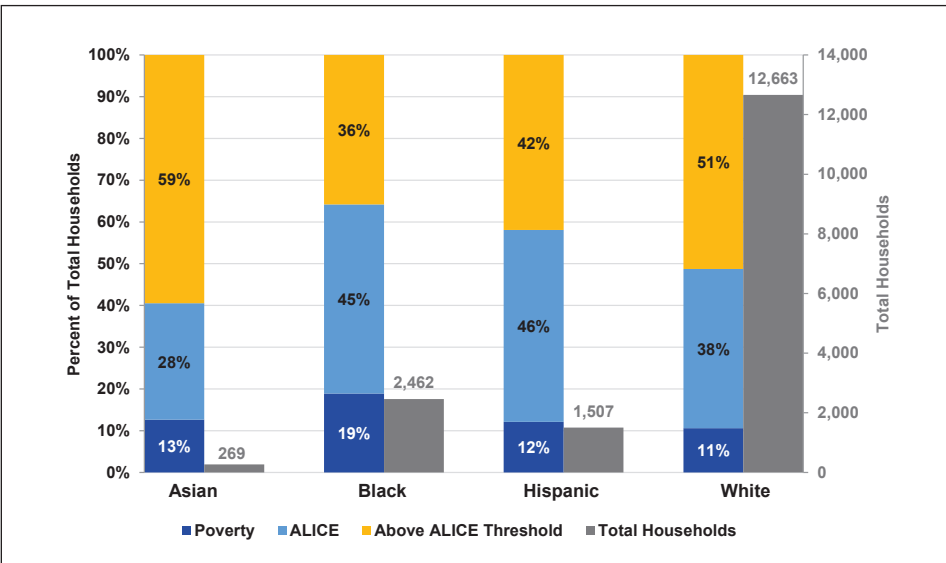
Explore more demographic data at UnitedForALICE.org/Louisiana and visit UnitedForALICE.org/Mapping-Tool to see ALICE data for all available geographies.

Household Financial Status by Household Type, Vernon Parish, 2023



Note: Families with children include married-parent, single-female-headed, and single-male-headed households.
Sources: ALICE Threshold, 2023; American Community Survey, 2023

Household Financial Status by Race/Ethnicity, Vernon Parish, 2023



Note: Asian, Black, and White racial categories are for one race alone. Race and Hispanic ethnicity are overlapping categories. The Asian and Black groups may include Hispanic households; the White group includes only White, non-Hispanic households. The Hispanic ethnic group may include households of any race.
Sources: ALICE Threshold, 2023; American Community Survey, 2023

Vernon Parish, 2023		
Town	Total Households	% ALICE & Poverty
Anacoco village	253	34%
Fort Polk North CDP	1,028	66%
Fort Polk South CDP	2,219	51%
Hornbeck town	200	64%
Leesville city	2,411	65%
New Llano town	1,063	61%
Pitkin CDP	177	7%
Rosepine town	671	51%
Simpson village	160	39%

Note: Municipal-level data on this page is 1- or 5-year averages for U.S. Census Bureau Places, which include Incorporated Places and Census Designated Places (CDPs). Counties and Places with populations over 65,000 are 1-year averages; otherwise, they are 5-year averages. Geographies with fewer than 100 households are not included. Therefore, totals will not match the county-level numbers.