

ALICE IN TENSAS PARISH



2023 Point-in-Time Data

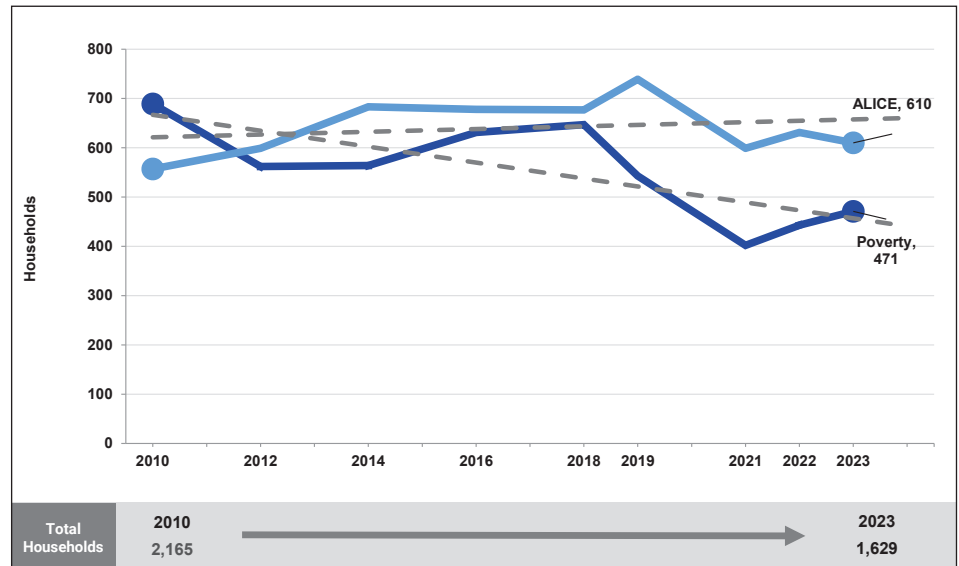
Population: 3,992 • **Number of Households:** 1,629
Median Household Income: \$36,074 (state: \$58,229)
Labor Force Participation Rate: 43.1% (state: 59.2%)
ALICE Households: 37% (state: 30%) • **Households in Poverty:** 29% (state: 19%)

Trends in Financial Hardship

ALICE is an acronym for **A**sset Limited, **I**ncome **C**onstrained, **E**mloyed – households that earn more than the Federal Poverty Level, but less than the basic cost of living for the county (the ALICE Threshold). Households below the ALICE Threshold – ALICE households plus those in poverty – can't afford the essentials.

Households move below or above the ALICE Threshold as economic factors and circumstances change. The line graph to the right shows the number of ALICE and poverty-level households (solid blue lines), as well as the trend over time (dotted gray lines). **By 2023, 1,081 households (66%) were below the ALICE Threshold in Tensas Parish.**

ALICE and Poverty-Level Households, Tensas Parish, 2010–2023



Note: See an interactive version of this data at UnitedForALICE.org/Louisiana

Sources: ALICE Threshold, 2010–2023; American Community Survey, 2010–2023

The Cost of Basics Outpaces Wages

The Household Survival Budget reflects the minimum cost to live and work in the current economy and includes housing, child care, food, transportation, health care, technology, and taxes. It does not include savings for emergencies or future goals like college or retirement. The Household Survival Budget is calculated at the county level and by household composition, as costs can vary greatly depending on location and household needs.

In 2023, household costs in Tensas Parish were well above the Federal Poverty Level of \$14,580 for a single adult and \$30,000 for a family of four.

To see costs for different household compositions in Tensas Parish, visit UnitedForALICE.org/Household-Budgets/Louisiana

Household Survival Budget, Tensas Parish, 2023

	Single Adult	2 Adults, 1 Infant, 1 Preschooler
Monthly Costs		
Housing	\$614	\$814
Child Care	–	\$1,421
Food	\$420	\$1,142
Transportation	\$456	\$983
Health Care	\$186	\$850
Technology	\$86	\$116
Miscellaneous	\$176	\$533
Taxes	\$264	\$533
Monthly Total	\$2,202	\$6,392
ANNUAL TOTAL	\$26,424	\$76,704
Hourly Wage*	\$13.21	\$38.35

*Full-time wage required to support this budget

For ALICE Household Survival Budget sources, visit UnitedForALICE.org/Methodology

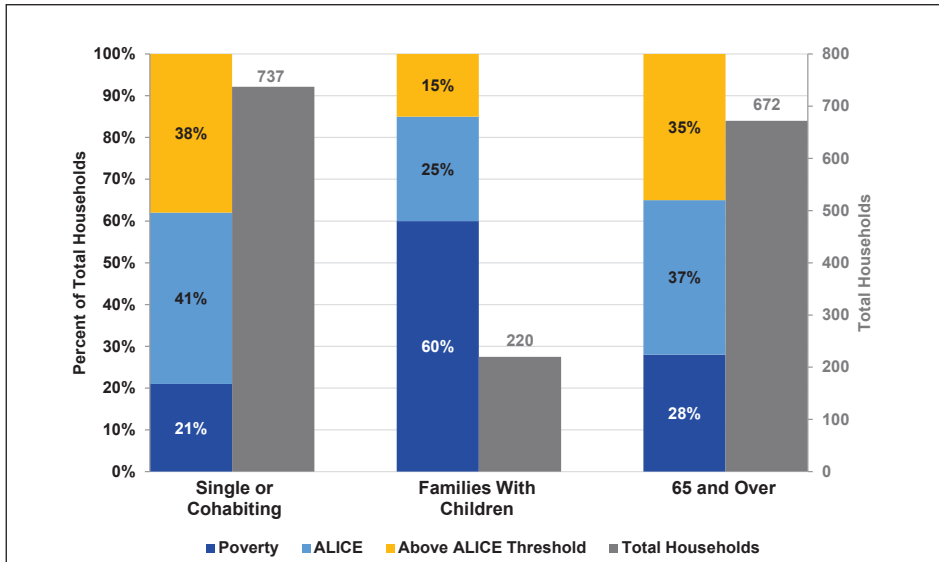
Financial Hardship is Not Evenly Distributed

The largest demographic groups in the county also tend to have the largest number of households below the ALICE Threshold. However, when looking at the percentage of each group that is below the Threshold, some groups face higher rates of hardship.

Explore more demographic data at UnitedForALICE.org/Louisiana and visit UnitedForALICE.org/Mapping-Tool to see ALICE data for all available geographies.

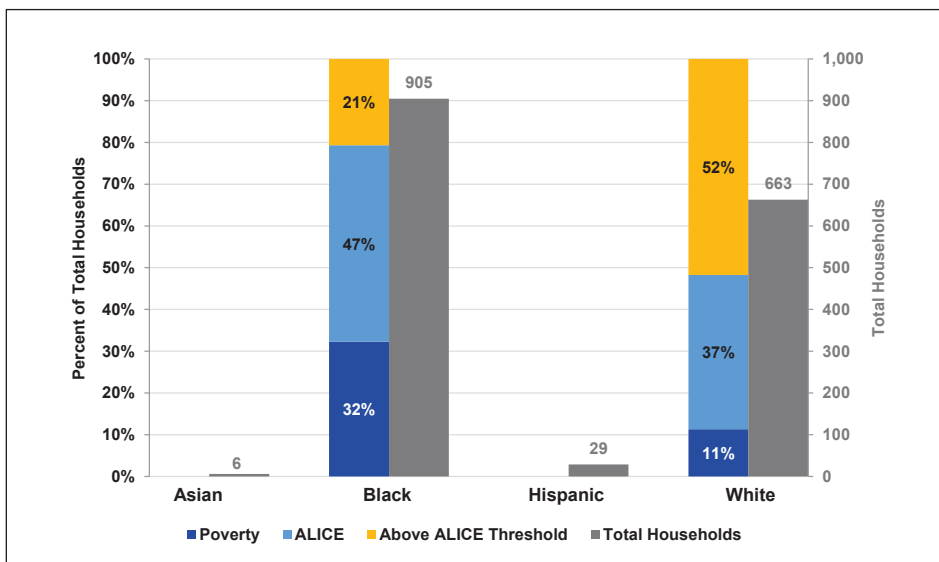
Tensas Parish, 2023		
Town	Total Households	% ALICE & Poverty
Newellton town	421	83%
St. Joseph town	312	75%
Waterproof town	202	87%

Household Financial Status by Household Type, Tensas Parish, 2023



Note: Families with children include married-parent, single-female-headed, and single-male-headed households.
Sources: ALICE Threshold, 2023; American Community Survey, 2023

Household Financial Status by Race/Ethnicity, Tensas Parish, 2023



Note: Asian, Black, and White racial categories are for one race alone. Race and Hispanic ethnicity are overlapping categories. The Asian and Black groups may include Hispanic households; the White group includes only White, non-Hispanic households. The Hispanic ethnic group may include households of any race.
Sources: ALICE Threshold, 2023; American Community Survey, 2023

Note: Municipal-level data on this page is 1- or 5-year averages for U.S. Census Bureau Places, which include Incorporated Places and Census Designated Places (CDPs). Counties and Places with populations over 65,000 are 1-year averages; otherwise, they are 5-year averages. Geographies with fewer than 100 households are not included. Therefore, totals will not match the county-level numbers.