

ALICE IN VERMILION PARISH



2021 Point-in-Time Data

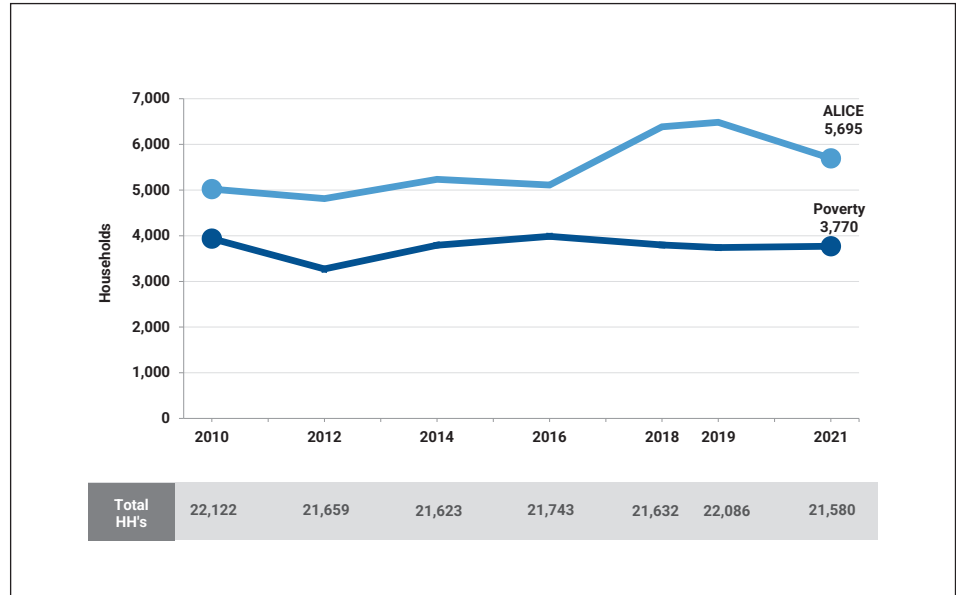
Population: 57,775 • **Number of Households:** 21,580 (-2% change from 2019)
Median Household Income: \$56,347 (state average: \$52,087)
Labor Force Participation Rate: 57.4% (state average: 58.5%)
ALICE Households: 26% (state average: 32%) • **Households in Poverty:** 17% (state average: 19%)

Financial Hardship Changes Over Time

ALICE is an acronym for **A**sset **L**imited, **I**ncome **C**onstrained, **E**mloyed – households that earn more than the Federal Poverty Level, but less than the basic cost of living for the parish (the ALICE Threshold). Households below the ALICE Threshold – ALICE households plus those in poverty – can't afford the essentials.

As circumstances change, households may find themselves below or above the ALICE Threshold at different times. While the COVID-19 pandemic brought employment shifts, health struggles, and school/business closures in 2021, it also spurred unprecedented public assistance through pandemic relief measures. In 2019, 10,225 households in Vermilion Parish were below the ALICE Threshold; in 2021 this number changed to 9,465, (a -7% change).

Households by Income, Vermilion Parish, 2010–2021



Note: See an interactive version of this data at UnitedForALICE.org/Louisiana
 Sources: ALICE Threshold, 2010–2021; American Community Survey, 2010–2021

The Cost of Basics Outpaces Wages

The Household Survival Budget reflects the minimum cost to live and work in the modern economy and includes housing, child care, food, transportation, health care, a smartphone plan, and taxes. It does not include savings for emergencies or future goals like college or retirement. The Household Survival Budget is calculated at the parish level and varies by household composition, as costs can vary greatly depending on location and household needs.

In 2021, household costs in Vermilion Parish were well above the Federal Poverty Level of \$12,880 for a single adult and \$26,500 for a family of four.

To see costs for different household compositions in Vermilion Parish, visit UnitedForALICE.org/Household-Budgets/Louisiana

Household Survival Budget, Vermilion Parish, 2021

	SINGLE ADULT	2 ADULTS, 2 IN CHILD CARE
Monthly Costs and Credits		
Housing – Rent	\$410	\$436
Housing – Utilities	\$154	\$292
Child Care	–	\$1,421
Food	\$380	\$1,036
Transportation	\$363	\$839
Health Care	\$232	\$893
Technology	\$75	\$110
Miscellaneous	\$161	\$503
Tax Payments	\$257	\$986
Tax Credits	\$0	-\$1,333
Monthly Total	\$2,032	\$5,183
ANNUAL TOTAL	\$24,384	\$62,196
Hourly Wage*	\$12.19	\$31.10

*Wage working full-time required to support this budget

For ALICE Survival Budget sources, visit UnitedForALICE.org/Methodology

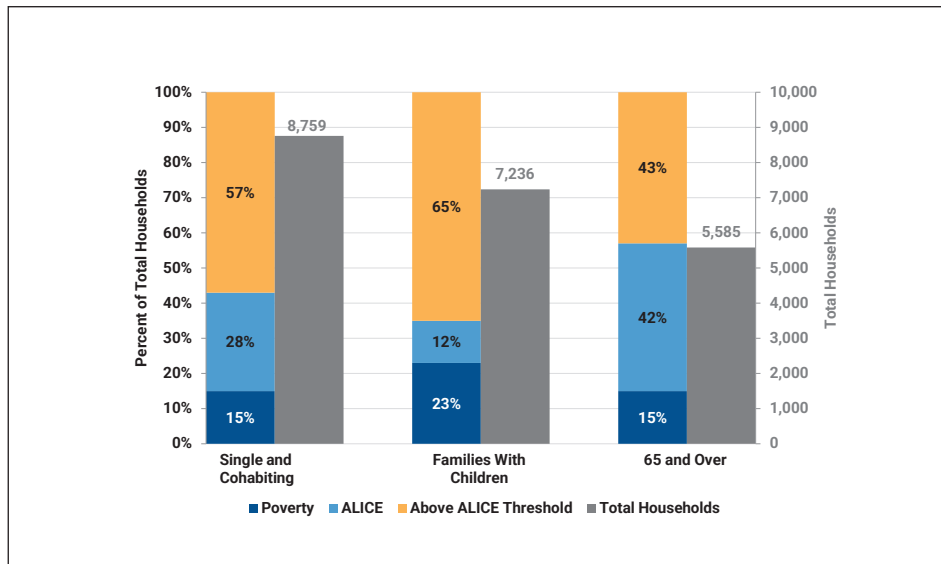
Financial Hardship is Not Evenly Distributed

Groups with the largest number of households below the ALICE Threshold tend to also be the largest demographic groups. However, when looking at the percentage of each group that is below the ALICE Threshold, some groups are more likely to be ALICE than others.

By addressing the disparities in financial hardship by parish demographics, community members can move toward more equitable solutions.

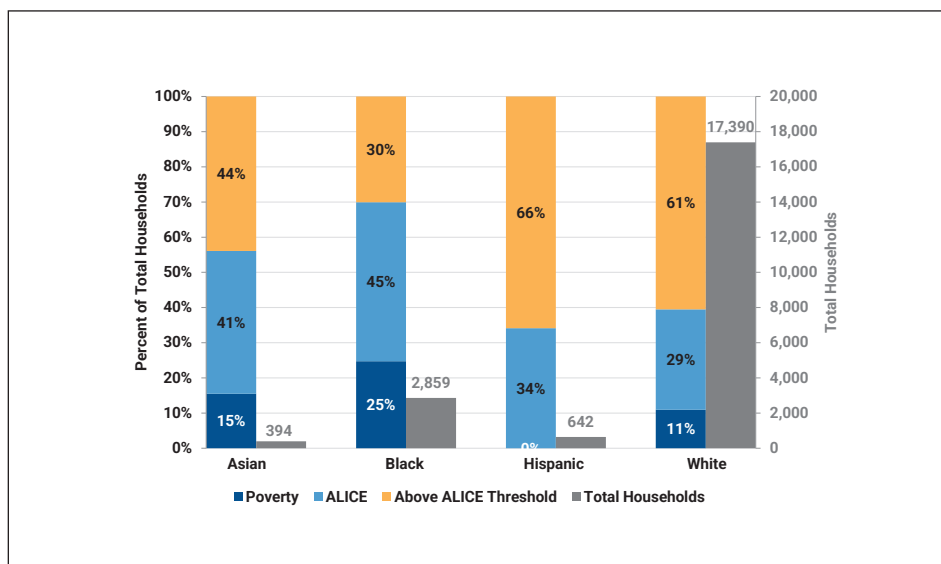
Visit UnitedForALICE.org/Louisiana to view more national, state, and parish data.

Household Financial Status by Household Type, Vermilion Parish, 2021



Source: ALICE Threshold, 2021; American Community Survey, 2021

Household Financial Status by Race/Ethnicity, Vermilion Parish, 2021



Note: All racial categories are for one race alone. Race and ethnicity are overlapping categories; the Asian and Black groups may include Hispanic households. The White group includes only White, non-Hispanic households. The Hispanic group may include households of any race.

Source: ALICE Threshold, 2021; American Community Survey, 2021

Vermilion Parish, 2021		
Town	Total Households	% ALICE & Poverty
Abbeville	4,619	63%
Delcambre	757	43%
Erath	823	53%
Gueydan	498	69%
Kaplan	1,776	49%
Maurice	743	28%
Perry	444	27%

Note: Municipal-level data on this page is 1 or 5-year averages for Incorporated Places. Totals will not match parish-level numbers because some places cross parish borders, data is not available for the smallest places, and parish-level data is often 1-year estimates.