


# ALICE IN LAFAYETTE PARISH



## 2021 Point-in-Time Data

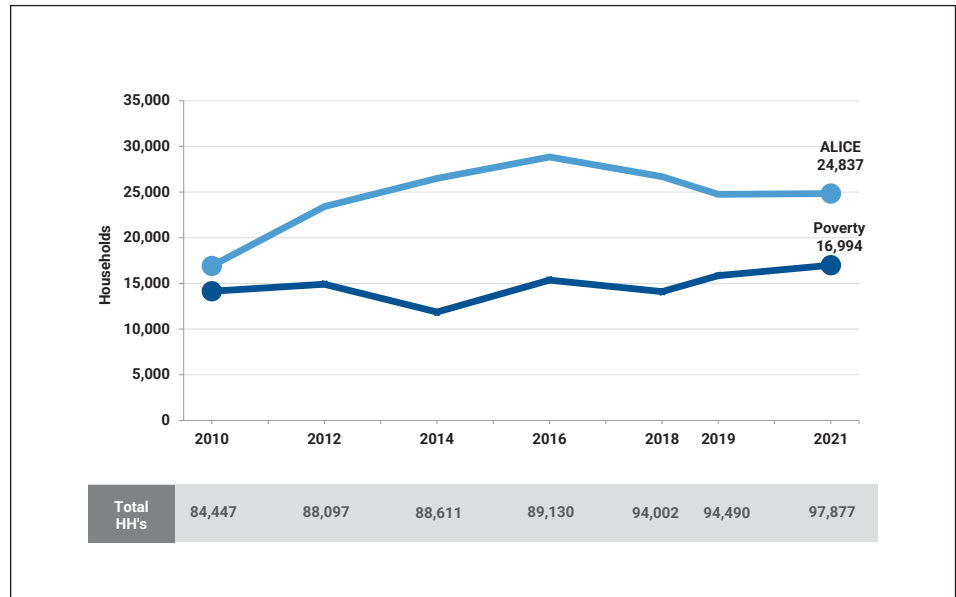
**Population:** 244,205 • **Number of Households:** 97,877 (4% change from 2019)  
**Median Household Income:** \$59,093 (state average: \$52,087)  
**Labor Force Participation Rate:** 64.4% (state average: 58.5%)  
**ALICE Households:** 25% (state average: 32%) • **Households in Poverty:** 17% (state average: 19%)

## Financial Hardship Changes Over Time

ALICE is an acronym for **A**sset Limited, **I**ncome Constrained, **E**mployed – households that earn more than the Federal Poverty Level, but less than the basic cost of living for the parish (the ALICE Threshold). Households below the ALICE Threshold – ALICE households plus those in poverty – can't afford the essentials.

As circumstances change, households may find themselves below or above the ALICE Threshold at different times. While the COVID-19 pandemic brought employment shifts, health struggles, and school/business closures in 2021, it also spurred unprecedented public assistance through pandemic relief measures. In 2019, 40,607 households in Lafayette Parish were below the ALICE Threshold; in 2021 this number changed to 41,831, (a 3% change).

## Households by Income, Lafayette Parish, 2010–2021



Note: See an interactive version of this data at [UnitedForALICE.org/Louisiana](https://UnitedForALICE.org/Louisiana)

Sources: ALICE Threshold, 2010–2021; American Community Survey, 2010–2021

## The Cost of Basics Outpaces Wages

The Household Survival Budget reflects the minimum cost to live and work in the modern economy and includes housing, child care, food, transportation, health care, a smartphone plan, and taxes. It does not include savings for emergencies or future goals like college or retirement. The Household Survival Budget is calculated at the parish level and varies by household composition, as costs can vary greatly depending on location and household needs.

In 2021, household costs in Lafayette Parish were well above the Federal Poverty Level of \$12,880 for a single adult and \$26,500 for a family of four.

To see costs for different household compositions in Lafayette Parish, visit [UnitedForALICE.org/Household-Budgets/Louisiana](https://UnitedForALICE.org/Household-Budgets/Louisiana)

## Household Survival Budget, Lafayette Parish, 2021

	SINGLE ADULT	2 ADULTS, 2 IN CHILD CARE
<b>Monthly Costs and Credits</b>		
Housing – Rent	\$595	\$772
Housing – Utilities	\$154	\$292
Child Care	–	\$1,421
Food	\$430	\$1,174
Transportation	\$363	\$839
Health Care	\$232	\$893
Technology	\$75	\$110
Miscellaneous	\$185	\$550
Tax Payments	\$316	\$1,108
Tax Credits	\$0	-\$1,333
<b>Monthly Total</b>	<b>\$2,350</b>	<b>\$5,826</b>
<b>ANNUAL TOTAL</b>	<b>\$28,200</b>	<b>\$69,912</b>
<b>Hourly Wage*</b>	<b>\$14.10</b>	<b>\$34.96</b>

\*Wage working full-time required to support this budget

For ALICE Survival Budget sources, visit [UnitedForALICE.org/Methodology](https://UnitedForALICE.org/Methodology)

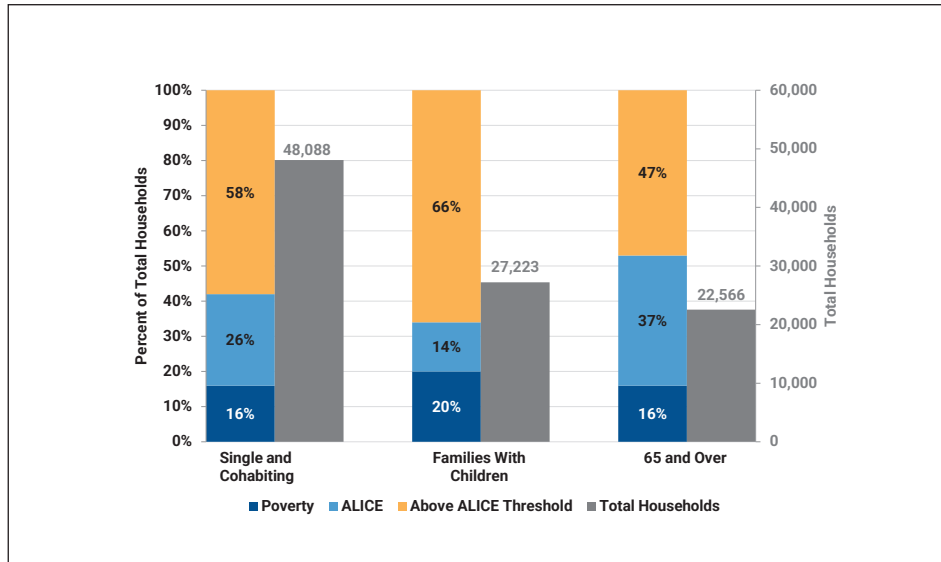
# Financial Hardship is Not Evenly Distributed

Groups with the largest number of households below the ALICE Threshold tend to also be the largest demographic groups. However, when looking at the percentage of each group that is below the ALICE Threshold, some groups are more likely to be ALICE than others.

By addressing the disparities in financial hardship by parish demographics, community members can move toward more equitable solutions.

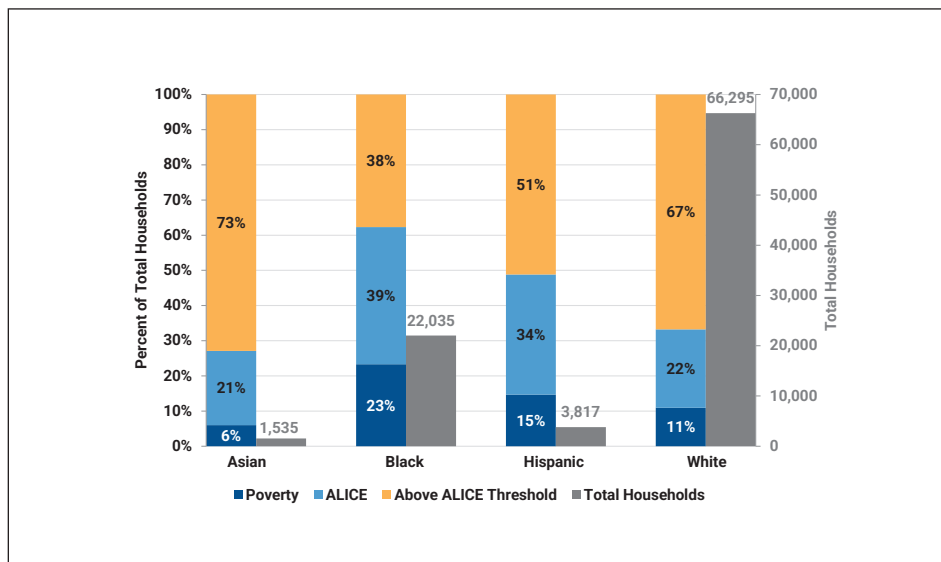
Visit [UnitedForALICE.org/Louisiana](https://UnitedForALICE.org/Louisiana) to view more national, state, and parish data.

## Household Financial Status by Household Type, Lafayette Parish, 2021



Source: ALICE Threshold, 2021; American Community Survey, 2021

## Household Financial Status by Race/Ethnicity, Lafayette Parish, 2021



Note: All racial categories are for one race alone. Race and ethnicity are overlapping categories; the Asian and Black groups may include Hispanic households. The White group includes only White, non-Hispanic households. The Hispanic group may include households of any race.

Source: ALICE Threshold, 2021; American Community Survey, 2021

Lafayette Parish, 2021		
Town	Total Households	% ALICE & Poverty
Broussard	4,489	27%
Carencro	3,800	47%
Duson	569	72%
Lafayette	51,150	43%
Milton	779	21%
Ossun	835	51%
Scott	3,722	45%
Youngsville	4,699	22%

Note: Municipal-level data on this page is 1 or 5-year averages for Incorporated Places. Totals will not match parish-level numbers because some places cross parish borders, data is not available for the smallest places, and parish-level data is often 1-year estimates.